


# Series 310-320

## Long Stroke AC Gaging LVDTs

The Series 310-320 Long Stroke AC Gaging Transducers consist of a precision AC LVDT, a rugged stainless steel outer housing, and a spring actuated, stainless steel shaft. Consistent with the high performance normally found in Trans-Tek precision AC LVDTs, these transducers exhibit excellent non-linearity and extremely low temperature coefficients. Available in full stroke displacements of 0.5 to 20 inches, the transducers are ideal for use in single or multi-point gaging systems, thickness measurements, machine control, or any other applications requiring a precision, spring actuated linear displacement measurement.



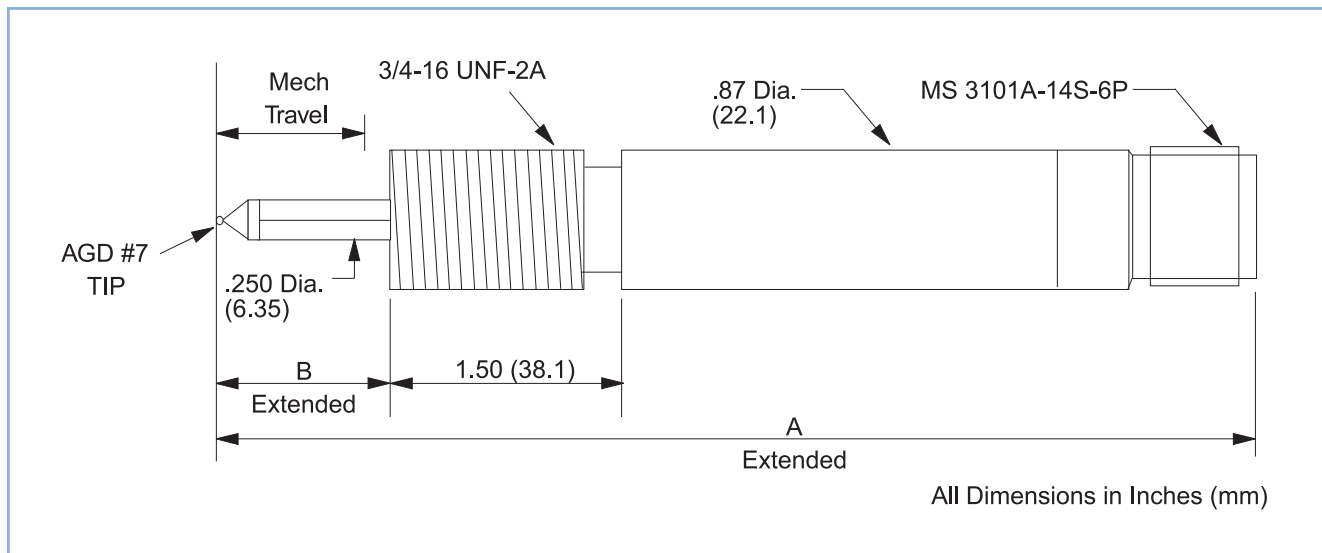
### KEY FEATURES

- Ranges from  $\pm 0.25''$  to  $\pm 10.0''$
- Non-linearity < 0.25%
- Stainless Steel Construction
- Reversible Spring Option

### SPECIFICATIONS

MODEL	LINEAR RANGE $\pm$ Inches (mm)	MAX USABLE RANGE $\pm$ Inches (mm)	MAX TIP FORCE Ounces	TOTAL LENGTH A Inches (mm)	SHAFT LENGTH B Inches (mm)	INPUT IMPEDANCE Ohms	DC INPUT RESISTANCE Ohms	OUTPUT IMPEDANCE Ohms	PHASE ANGLE Degrees
0315-0000	0.25 (6.35)	0.50 (12.7)	20	8.96 (228)	1.47 (37.3)	205	22	265	13
0316-0000	0.50 (12.7)	0.87 (22.1)	27	11.05 (281)	2.32 (28.9)	235	31	310	17
0317-0000	1.00 (25.4)	1.37 (34.8)	27	15.26 (388)	3.42 (86.9)	195	36	205	19
0318-0000	2.00 (50.8)	2.37 (60.2)	36	22.51 (572)	5.56 (141)	200	46	255	22
0319-0000	3.00 (76.2)	3.62 (91.9)	45	31.13 (791)	8.13 (207)	225	57	285	25
0320-0000	5.00 (127)	5.80 (147)	42	47.31 (1202)	12.85 (326)	360	89	460	31
0321-0000	7.50 (191)	8.25 (210)	41	68.23 (1,733)	18.38 (467)	235	55	235	30
0322-0000	10.00 (254)	10.75 (273)	40	86.93 (2,208)	23.88 (607)	330	72	285	31

### DIMENSIONAL DIAGRAM



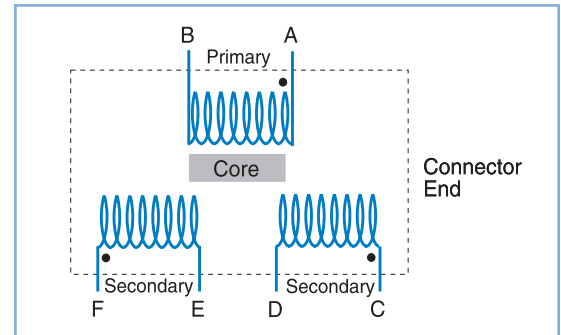
# SERIES 310-320

## Long Stroke AC Gaging LVDTs

### TRANSDUCER SPECIFICATIONS

<b>NON-LINEARITY</b>	±0.25% FS (Best Fit Straight Line)
<b>REFERENCE FREQUENCY</b>	7.0 KHz
<b>SENSITIVITY</b>	0.50 V/V ±10% at FULL SCALE
<b>INPUT VOLTAGE</b>	20 VRMS, Max.
<b>NULL VOLTAGE</b>	< 1.0% Excitation Voltage
<b>TEMPERATURE COEFFICIENT</b>	< ±0.001% FS/°F Zero, < ±0.01% Reading/°F Span
<b>MATERIALS</b>	Stainless Steel Housing and Shaft; Aluminum Connector and Adapter

### SCHEMATIC



### ACCESSORIES

PART NUMBER	DESCRIPTION
C003-0057	Mating connector assembly consisting of: connector MS3106A-14S-6S (mates with MS3101A-14S-6P), Cable Clamp, and Strain Relief
G000-0000	Replacement AGD #7 Gaging Tip
C000-0036	Cable Assembly: 15 Feet of 6 conductor, 24 AWG vinyl cable terminated with C003-0057. (Note: Operating temperature for cable is -22°F to +176°F); Color Code: A - Brown, B - White, C - Black D - Green, E - Blue, F - Red
N001-0025	3/4 X 16 UNF-1B Hex Jam Nut
1000-0012	Oscillator/ Demodulator

### DC-DC OPERATION WITH OPTIONAL OSCILLATOR/DEMODULATOR

To facilitate prototyping, or in instances where the preference is a DC in - DC out system, any of the standard Series 310-320 can be used in conjunction with the Series 1000 Oscillator/ Demodulator. Designed to work together, the DC system gives the same level of performance as provided by the AC LVDT alone. The high level DC output voltage can be directly interfaced

with analog circuits as well as data acquisition cards, PLCs, or A/D converters. Provisions for customizing the Series 1000 to provide zero offsets and nonstandard gains allow a simple and cost effective method of tailoring a system to meet individual customer requirements. Detailed connection information can be found in the Accessories portion of this catalog.

### SYSTEM SPECIFICATIONS *(Combined Performance of LVDT and 1000-0012)*

<b>NON-LINEARITY</b>	±0.25% FS (Best Fit Straight Line)
<b>INPUT</b>	±14.5 to ±28.0 VDC, ±100 mA Max.; Internal regulation and input voltage reversal protection provided
<b>OUTPUT</b>	Adjustable to ±5.0 VDC at end of linear stroke, via SPAN adjustment
<b>FREQUENCY RESPONSE (-3dB)</b>	1000 Hz Min. (Electrical only, Mechanical response limited by spring)
<b>OUTPUT RIPPLE</b>	< 0.03 VRMS Max.
<b>TEMPERATURE COEFFICIENTS</b>	< ±0.0035% FS/°F Zero, < ±0.02% Reading/°F Span
<b>TEMPERATURE RANGE</b>	LVDT: -67°F to +220°F (-55°C to +104°C) Operating, -67°F to +275°F (-55°C to +135°C) Storage; Osc/ Dem: +32°F to +158°F (0°C to +70°C) Operating, -67°F to +257°F (-55°C to +125°C) Storage